



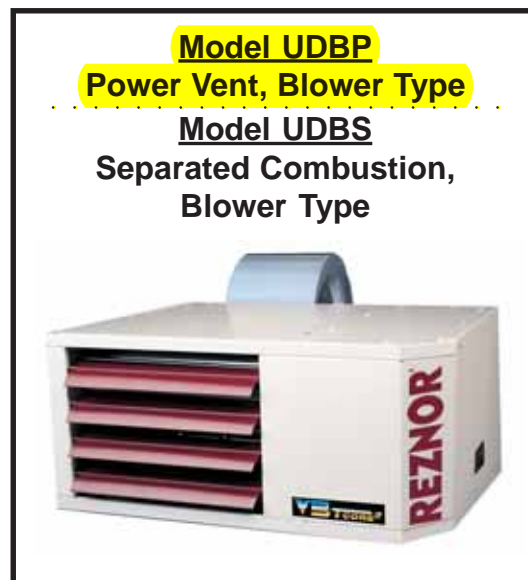
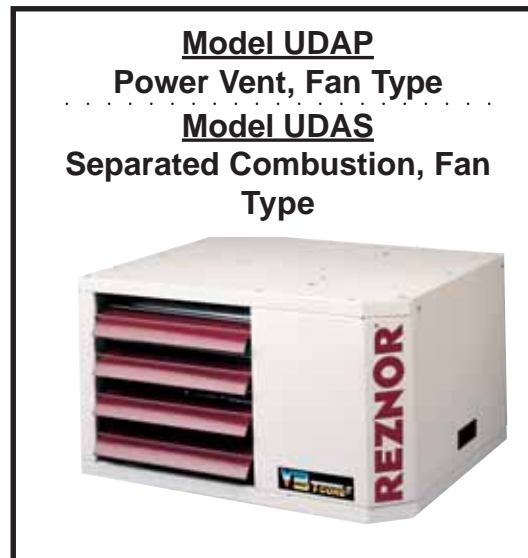
# REZNOR®

**IMPORTANT**

1. Always include complete heater model and serial number so that any specification change can be considered for parts replacement. It can save time and expense.
2. Specifications are subject to change without notice.
3. We reserve the right to substitute functional replacements
4. Order by P/N; not Heater Option Designation.

## Replacement Parts for V3® Series Model UDAP, UDAS, UDBP, and UDBS Unit Heaters

Index of Parts by Page No.	Model			
	UDAP	UDAS	UDBP	UDBS
Belt	--	--	10	10
<b>Blower and Components</b>	--	--	12	12
Bracket for Mounting Thermostat (Same as Option CM3)	19	19	19	19
Burner	14	14	14	14
Cabinet Parts	11	11	11-12	11-12
<b>Capacitor, Fan or Blower Motor</b>	5-6	5-6	8	8
Capacitor, Venter Motor	13	13	13	13
Ceiling Suspension Kit (same as Option CK22)	20	20	--	--
Concentric Adapter Box for Separated Combustion	--	15	--	15
Contactora	--	--	8	8
DDC Controller	7	7	7	7
Downturn Outlet Nozzles (same as Options CD 2, 3, 4, 5)	17	17	17	17
Drive	--	--	10	10
Duct Flange (same as Option CD9)	--	--	18	18
Electrical Components	4-7	4-7	4-9	4-9
Fan Blade	11	11	--	--
Fan Guard	11	11	--	--
<b>Flame Sensor</b>	4-6	4-6	4-6	4-6
Flue Wrapper	13	13	13	13
Fuse	6	6	6	6
<b>Gas Conversion Kits</b>	14	14	14	14
Guards - Belt Guard/Blower Inlet Guard (same as Option CD10 or CD12)	--	--	18	18
Hanger Kits (same as Options CK 8, 10)	20	20	20	20
<b>Heat Exchanger</b>	14	14	14	14
<b>Ignition Control Board (Circuit Board)</b>	4-6	4-6	4-6	4-6
<b>Ignitor</b>	4-6	4-6	4-6	4-6
Isolator for Fan Guard	11	11	11	11
<b>Limit Control, High Temperature</b>	4-6	4-6	4-6	4-6
Louvers, Horizontal	11	11	11	11
Louvers, Vertical (same as Option CD1)	17	17	17	17
<b>Motor, Fan on UDAP/UDAS or Blower on UDBP/UDBS</b>	4-6	4-6	8-9	8-9
<b>Motor, Venter</b>	13	13	13	13
Multiple Heater Control (same as Options CL 31, 32)	19	19	19	19
Orifice	14	14	14	14
Paint (spray touchup)	11	11	11	11
Rating Plate	2	2	2	2
Serial Number	2-3	2-3	2-3	2-3
Spring for Louvers	11	11	11	11
Switch, Disconnect	--	4	--	4
Switch, Door	--	4	--	4
<b>Switch, Flame Rollout</b>	4-6	4-6	--	--
<b>Switch, Pressure (0-6000ft Elevation)</b>	4-6	4-6	4-6	4-6
Switch, Pressure (over 6000ft Elevation)	16	16	16	16
Terminal Board	4-6	4-6	4-6	4-6
Thermostats and Accessories	19	19	19	19
<b>Transformer (control)</b>	4-6	4-6	4-6	4-6
Transformer (stepdown)	7	7	6, 7	6, 7
<b>Valve (electric)</b>	4-6	4-6	4-6	4-6
Valve (manual)	20	20	20	20
Vent Cap (same as Option CC1)	16	--	16	--
Vent/Combustion Air Kits (same as Options CC2, CC6, and CC14)	--	15	--	15
<b>Venter Parts</b>	13	13	13	13



### Warranty - Models UDAP, UDAS, UDBP, and UDBS

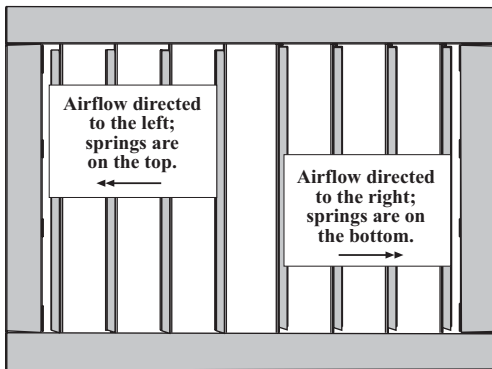
One-year limited warranty on the heater.

Nine-year extended limited warranty on the heat exchanger, burner, and flue collection box assembly.

Four-year extended limited warranty on all electrical and mechanical operating components (with the exception of blower belts).

**Contact your distributor for details.**

## CODE 142 - Vertical Louvers (Same as Option CD1) - UDAP/UDAS/UDBP/UDBS



Size	30, 45	60, 75	100, 125	150, 175, 200	225, 250	300, 350, 400
Option Pkg P/N	197097	197098	197099	201199	201200	201201
<i>Components</i>						
Louver Frame Top and Bottom	(2) 197056			(2) 197189		(2) 197190
Louver Frame Sides	(2)197057	(2)197058	(2)197059	(2)197186	(2)197187	(2)197188
Screws	(20) 195638, #8-18 x 3/8" long, AB point, slotted indented serrated hex washer head					
Louvers	(5)196232	(5)196231	(5)196233	(8)196572	(8)196573	(8)195315
Compression Springs	(5)195046	(5)195046	(5)195046	(8)195046	(8)195046	(8)195046

Install and adjust vertical louvers to achieve desired airflow pattern.

## CODE 143 - Downturn Nozzles (Same as Options CD2, CD3, CD4)

<b>Option CD2</b> - one nozzle section with a 25-65° range of air deflection	<b>Option CD3</b> - two nozzle sections with a 50-90° range of air deflection	<b>Option CD4</b> - one nozzle section with a 25-65° range of air deflection and vertical louvers	<b>Option CD5</b> - two nozzle sections with a 50-90° range of air deflection and vertical louvers (use on Models UDBP and UDBS only)

Size	30, 45	60, 75	100, 125	150, 175, 200	225, 250	300, 350, 400
<b>Option CD2 Pkg P/N</b>	197103	197104	197105	201202	201203	201204
Nozzle Section Right Side	(1) 196990	(1) 196991	(1) 196992	(1) 197173	(1) 197174	(1) 197175
Nozzle Section Left Side	(1) 196993	(1) 196994	(1) 196995	(1) 197176	(1) 197177	(1) 197178
Nozzle Section Top	(1) 196987	(1) 196988	(1) 196989	(1) 197170	(1) 197171	(1) 197172
Nozzle Bracket	--	--	--	(2) 201708		(2) 201709
Nozzle Section Bottom	(1) 196996			(1) 196997		(1) 197179
Screws, #8-18 x 3/8" long AB point, slotted indented serrated hex washer head	(14) 195638			(16) 195638		
<b>Option CD4 Pkg P/N</b>	197114	197115	197116	201208	201209	201210
<b>Same components as Option CD2 above PLUS</b>						
Vertical Louver	(5) 196232	(5) 196231	(5) 196233	(8) 196572	(8) 196573	(8) 195315
Compression Spring	(5) 195046	(5) 195046	(5) 195046	(8) 195046	(8) 195046	(8) 195046
Louver Top and Bottom Support	(2) 197056			(2) 197189		(2) 197190
Louver Frame Side	(2) 197057	(2) 197058	(2) 197059	(2) 197186	(2) 197187	(2) 197188
Screws	(20) 195638, #8-18 x 3/8" long AB point, slotted indented serrated hex washer head					
<b>Option CD3 Pkg P/N</b>	197111	197112	197113	201205	201206	201207
Nozzle Section Right Side	(2) 196990	(2) 196991	(2) 196992	(2) 197173	(2) 197174	(2) 197175
Nozzle Section Left Side	(2) 196993	(2) 196994	(2) 196995	(2) 197176	(2) 197177	(2) 197178
Nozzle Section Top	(2) 196987	(2) 196988	(2) 196989	(2) 197170	(2) 197171	(2) 197172
Nozzle Bracket	--	--	--	(2) 201708		(2) 201709
Nozzle Section Bottom	(2) 196996			(2) 196997		(2) 197179
Screws, #8-18 x 3/8" long AB point, slotted indented serrated hex washer head	(28) 195638			(30) 195638		
<b>Option CD5 Pkg P/N</b>	202094	202095	202096	202097	202098	202099
<b>Same components as Option CD3 above PLUS</b>						
Vertical Louver	(5) 196232	(5) 196231	(5) 196233	(8) 196572	(8) 196573	(8) 195315
Compression Spring	(8) 195046					
Louver Top and Bottom Support	(2) 197056			(2) 197189		(2) 197190
Louver Frame Side	(2) 197057	(2) 197058	(2) 197059	(2) 197186	(2) 197187	(2) 197188
Screws	(22) 195638, #8-18 x 3/8" long AB point, slotted indented serrated hex washer head					